

HOURS OF OPERATION

Monday to Friday

10 AM – 6 PM

Saturday

10 AM – 4 PM

46 HOURS PER WEEK

WHAT THE LIBRARY HAS:

- Total materials held 129,907, electronic volumes held 90,576, physical materials 39,331
- 17 computers for public use
- 3 Full-time employees, 6 part-time employees
(double from 2006)
- Educational programming including Lap Sit, crafting, VR program
- Online presence: Facebook & website
- Social support for residents

Information obtained from Facebook for hours of service, website not updated with current hours

EFFECTS OF THE PANDEMIC

In person visits ↓ 422% (94,775 to 18,156)

Virtual Visits ↓ 126% (1,466 to 649)



- In 2017 the population level was 2,647. From the 2016 census Tumbler Ridge's population dropped to 1987 residents.
- 2021 census showed a population increase of 20.7% to 2,399 residents.
- Comparative figures are between 2018 & 2020
 - (to utilize similar population but caution regarding the effects of the pandemic)
 - Days open decreased from 358 to 272 with 59 of those days utilizing curbside service only
 - Open hours of service have ↓ 115% (2958 hours to 1377 hours)
 - Active cardholders ↓ 21% (869 to 719)
 - Circulation of all materials ↓ 90% (20,509 to 10,803)
 - Number of registered children and youth remains relatively the same 176 (2016) & 169 (2020) ↓ 11%
 - Total circulation ↓ 75% (24,588 to 14,046)
 - Circulation of Children's Materials ↓ 120% (4,304 to 1,953)
 - Library Programs ↓ 359% (666 to 145)
 - Total program attendance ↓ 201% (11,920 to 3,963)

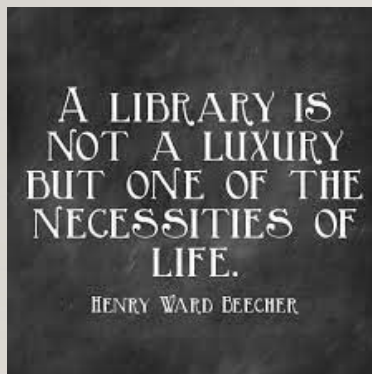
SOCIAL BENEFITS OF LIBRARIES

Create opportunities for learning

Support literacy and education

Perception of enhanced quality of life

Viewed as a safe space



GAINS REALIZED

- Electronic circulation has ↑ 5% (2,212 to 2,327)
- Total Material Volumes Held ↑ 4% (125,295 to 129,907)
- Total Electronic Volumes Held ↑ 2% (88,400 to 90,576)
- Total AV Volumes Held ↑ 16% (4,086 to 4,848)
- Inter-library Loans Fill Rate ↑ 7% (84.9% to 91.2%)
- Continued employment in Tumbler Ridge

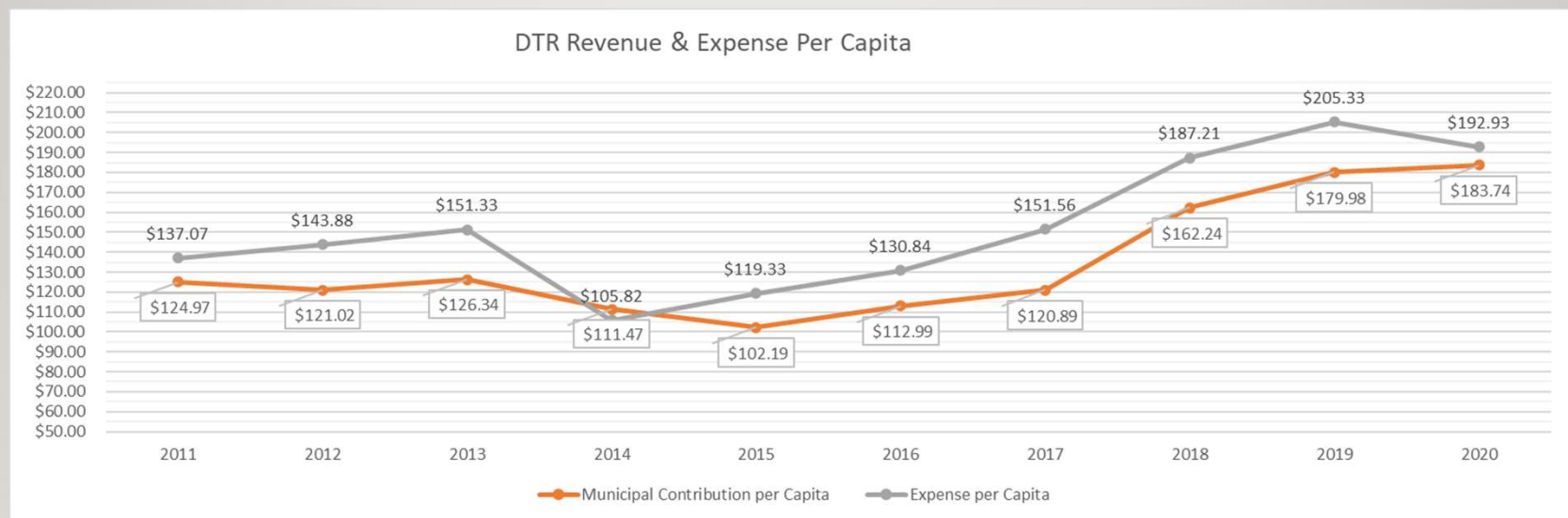
COMPARATIVE LIBRARY FUNDING (BY SIMILAR COMMUNITY POPULATION) 2020

Name of Library	Type of Library	Service Population	Local Government Support	Provincial Operating Grant	Resource Sharing Grant	Literacy (Equity) Grant	OneCard Grant	Other LLB Grants	Total PLB Grants	Total Other Revenue	Total Revenue	Municipal Funding per Capita
Hudson's Hope Public Library	Public	1028	\$122,314	4093	5793	1571	6350	7102	\$24,909	\$8,017	\$155,240	\$ 118.98
Radium Hot Springs Public Library	Municipal	1402	\$95,078	4355	668	1563	6350	7478	\$20,414	\$6,678	\$122,170	\$ 67.82
Taylor Public Library	Municipal	1488	\$54,915	4701	3049	1762	6350	7595	\$23,457	\$14,240	\$92,612	\$ 36.91
McBride & District Public Library	Public	1690	\$165,492	6608	2350	2242	6350	7703	\$25,253	\$10,483	\$201,228	\$ 97.92
Valemount Public Library	Public	1785	\$120,900	6992	2426	2415	6350	7797	\$25,980	\$16,241	\$163,121	\$ 67.73
Tumbler Ridge Public Library	Municipal	2013	\$369,866	8634	4567	1401	6350	8158	\$29,110	\$12,000	\$410,976	\$ 183.74
Kaslo & District Public Library	Public	2183	\$106,046	6835	3647	1719	6350	8356	\$26,907	\$43,122	\$176,075	\$ 48.58
Nakusp Public Library	Public	2430	\$93,999	8861	5042	3037	6350	8566	\$31,856	\$40,868	\$166,723	\$ 38.68
Elkford Public Library	Public	2575	\$100,299	8586	3129	2407	6350	8671	\$29,143	\$11,815	\$141,257	\$ 38.95
Chetwynd Public Library	Public	5278	\$460,150	16720	1958	9680	7400	10762	\$46,520	\$101,748	\$608,418	\$ 87.18

Bylaw 593 s. 24 “Council must include in the District of Tumbler Ridge’s annual budget a sum sufficient to finance the Library Board’s approved budget.”

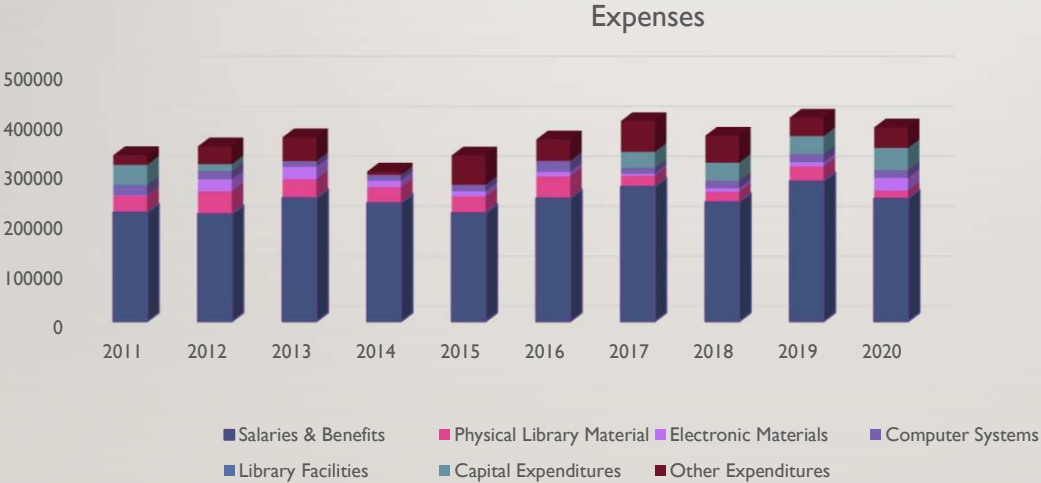
<https://catalogue.data.gov.bc.ca/dataset/bc-public-libraries-statistics-2002-present/resource/14e7c376-5e10-4db8-8b0c-47c9930befe4>

REVENUE AND EXPENSES PER CAPITA



NOTE: Revenue per capita is municipal funding only. In 2020 population increased from 1987 to 2013 which reduces the per capita contributions

TUMBLER RIDGE MUNICIPAL LIBRARY EXPENSES (2011 – 2020)



Salaries have made up approximately 70% of operating expenses of the library. Is this a valid expense for the level of service and social programming that is provided by the library? The library supports workshops on resume writing, printings services – for a small fee, there are 17 computers for public use and the VR program as well. Children’s programming continues to be offered as well.